


4. Report/discussion on the development of a policy to govern the allocation of TRANSPAC's Line 20a "Additional Transportation for Seniors and People with Disabilities" funds






Attachments:

- Excerpts from Measure J describing Central County's \$10 million in line 20a "Additional Transportation for Seniors and People with Disabilities" funding



Measure J

CONTRA COSTA'S TRANSPORTATION SALES TAX EXPENDITURE PLAN



CONTRA COSTA
transportation
authority

Adopted November 2, 2004, as amended
through July 15, 2009

MEASURE J TRANSPORTATION SALES TAX EXPENDITURE PLAN

Table of Expenditure Plan Allocations

	\$ millions	%	Distribution of Funding By Subregion			
			Central (a)	West (b)	Southwest (c)	East (d)
CAPITAL IMPROVEMENT PROJECTS ¹						
1 Caldecott Tunnel Fourth Bore	125	6.3%	62.5		62.5	
2 BART - East Contra Costa Rail Extension	150	7.5%				150.0
3 State Route 4 East Widening	125	6.3%				125.0
4 Capitol Corridor Improvements Including Rail Stations at Hercules and Martinez	15	0.8%	7.5	7.5		
5 East County Corridors: Vasco Rd, SR4 Bypass, Byron Hwy, Non Freeway SR4	94.5	4.7%				94.5
6 Interchange Improvements on I-680 & State Route 242	36	1.8%	36.0			
7 I-80 Carpool Lane Extension and Interchange Improvements	30	1.5%		30.0		
8 I-680 Carpool Lane Gap Closure/Transit Corridor Improvements	100	5.0%	75.0		25.0	
9 Richmond Parkway	16	0.8%		16.0		
SUBTOTAL	691.5	34.6%	181.0	53.5	87.5	369.5
COUNTYWIDE CAPITAL AND MAINTENANCE PROGRAMS						
10 BART Parking, Access and Other Improvements	41	2.1%	12.0	15.0	3.0	11.0
11 Local Streets Maintenance & Improvements ²	360	18.0%	108.0	82.8	79.2	90.0
12 Transportation for Livable Communities Project Grants ²	100	5.0%	29.0	24.0	18.0	29.0
13 Pedestrian, Bicycle and Trail Facilities ³	30	1.5%	2.5	2.5	2.5	2.5
SUBTOTAL	531	26.6%	151.5	124.3	102.7	132.5
OTHER COUNTYWIDE PROGRAMS						
14 Bus Services ⁴	100	5.0%	24.0	52.0	15.0	9.0
15 Transportation for Seniors & People with Disabilities ⁴	100	5.0%	25.0	35.0	17.0	23.0
16 Express Bus ⁴	86	4.3%	20.0	40.0	20.0	6.0
17 Commute Alternatives	20	1.0%	5.8	4.8	3.6	5.8
18 Congestion Management, Transportation Planning, Facilities & Services	60	3.0%				
SUBTOTAL	366	18.3%	74.8	131.8	55.6	43.8
SUBREGIONAL PROJECTS AND PROGRAMS						
19 Additional Bus Transit Enhancements ⁴	68.5	3.4%	24.0	44.5		
20 Additional Transportation for Seniors and People with Disabilities ⁴	23	1.2%	10.0	13.0		

MEASURE J TRANSPORTATION SALES TAX EXPENDITURE PLAN

for bus service enhancements; and if County Connection’s funding levels are restored to 2008 levels, these funds shall be used to enhance bus service. TRANSPAC will determine if the use of funds by County Connection or other operators meets these guidelines for the allocation of these funds.



20a Additional Transportation Services for Seniors and People & Disabilities..... 0.5% (\$10 million)

Funds will be used to supplement the services provided by the countywide transportation program for seniors & people with disabilities and may include provision of transit services to programs and activities. Funds shall be allocated annually as a percentage of total sales tax revenues, and are in addition to funds provided under the base program as described above.

In years when revenues have declined from the previous year, funds may be used for supplemental, existing, additional or modified service for seniors and people with disabilities; in years where funding allows for growth in service levels, these funds would be used for service enhancements for seniors and people with disabilities; and if funding levels are restored to 2008 levels, these funds shall be used to enhance services for seniors and people with disabilities. TRANSPAC will determine if the use of funds proposed by operators meets these guidelines for the allocation of these funds.

21a Safe Transportation for Children..... 0.5% (\$10 million)

TRANSPAC will identify specific projects which may include the SchoolPool and Transit Incentive Programs, pedestrian and bicycle facilities, sidewalk construction and signage, and other projects and activities to provide transportation to schools.

23a Additional Local Streets Maintenance and Improvements..... 1% (\$20 million)

These funds will be used to supplement the annual allocation of the 18% “Local Streets Maintenance & Improvements” program funds for jurisdictions in Central County. Allocations will be made to jurisdictions in TRANSPAC on an annual basis in June of each fiscal year for that ending fiscal year, without regard to compliance with the GMP. Each Jurisdiction shall receive an allocation using a formula of 50% based on population and 50% based on road miles.

24a Major Streets:Traffic Flow, Safety and Capacity Improvements..... 2.4% (\$48 million)

Improvements to major thoroughfares including but not limited to installation of bike facilities, traffic signals, widening, traffic calming and pedestrian safety improvements, shoulders, sidewalks, curbs and gutters, bus transit facility enhancements such as bus turnouts and passenger amenities, etc.