

WCCTAC

West Contra Costa Transportation Advisory Committee

El Cerrito

October 1, 2012

Hercules

Mr. Randell Iwasaki, Executive Director
 Contra Costa Transportation Authority
 2999 Oak Road, Suite 100
 Walnut Creek CA 94597

Pinole

RE: WCCTAC Meeting Summary

Richmond

Dear Randy:

The WCCTAC Board at its Sept. 28 meeting took the following actions that may be of interest to CCTA:

San Pablo

- 1) Approved San Pablo's FY 12-13 claim for Measure J Program 20b, Additional Transportation for Seniors and People with Disabilities.
- 2) Authorized an allocation request from CCTA for FY 12-13 funds from Measure J Program 21b, Safe Transportation for Children for the Low-Income Student Bus Pass Program.
- 3) Discussed issues, options, and recommendations for transitioning agency leadership.

Contra Costa
County

Sincerely,



Christina M. Atienza
 Executive Director

AC Transit

cc: Danice Rosenbohm, CCTA; Barbara Neustadter, TRANSPAC; John Cunningham,
 TRANSPLAN; Andy Dillard, SWAT

BART

WestCAT

TRANSPAC Transportation Partnership and Cooperation

Clayton, Concord, Martinez, Pleasant Hill, Walnut Creek and Contra Costa County
2300 Contra Costa Boulevard, Suite 360
Pleasant Hill, CA 94523
(925) 969-0841

September 20, 2012

Randell H. Iwasaki
Executive Director
Contra Costa Transportation Authority
2999 Oak Road, Suite 100
Walnut Creek, CA 94597

Dear Mr. Iwasaki:

At its meeting on September 13, 2012, TRANSPAC took the following actions that may be of interest to the Transportation Authority:

1. Approved a request from the 511 CONTRA COSTA TRANSPAC/TRANSPLAN TDM Program Manager to submit applications to CCTA for 2013/14 Measure J Commute Alternative funds, BAAQMD TFCA funds and MTC CMAQ funds, and to execute the required grant contracts and enter into a Cooperative Agreement with the respective agencies.
2. Received and accepted the Final Report for the FY 2011/12 TRANSPAC/TRANSPLAN 511 Contra Costa Program from Lynn Overcashier, Program Manager.
3. The City of Walnut Creek has advised that thanks to lower construction costs on the Ygnacio Valley Road Pedestrian/Bicycle Improvement Project, \$594,440 is available for use on another federalized project(s) with the understanding that the City of Walnut Creek will have future consideration for use of any savings realized on the State Route 4 East and/or the Caldecott Tunnel Projects.
4. Received reports on CCTA activities from TRANSPAC's CCTA representatives.
5. Received a report on SB 375/SCS.
6. Received a report from 511 Contra Costa. The Program Manager will be attending the Transportation Research Board Meeting in January 2013, and a two-day workshop in Massachusetts in February 2013.

TRANSPAC hopes that this information is useful to you.

Sincerely,


Barbara Neustadter
TRANSPAC Manager

cc: TRANSPAC Representatives; TRANSPAC TAC and staff
Amy Worth, Chair - SWAT
Jim Frazier, Chair - TRANSPLAN
Martin Engelmann, Arielle Bourgart, Hisham Noeimi, Danice Rosenbohm, Brad Beck - CCTA
Christina Atienza - WCCTAC
Janet Abelson - WCCTAC Chair
Jamar I. Stamps - TRANSPLAN
Andy Dillard - SWAT
June Catalano, Diana Vavrek, Diane Bentley - City of Pleasant Hill
Heather Ballenger, Public Services Director, City of Walnut Creek

2013 MEETING SCHEDULE

Unless otherwise notified, all meetings are held at 9:00 a.m. at Pleasant Hill City Hall, Community Room, 100 Gregory Lane, Pleasant Hill

TRANSPAC Meetings

Second Thursday of every month or as notified. Other meetings as scheduled.

January 10 (Proposed vacation)	July 11
February 14	August 8 (Proposed vacation)
March 14	September 12
April 11	October 10
May 9	November 14
June 13	December 12

TAC Meetings

Fourth Thursday of every month or as notified. NOTE: The November and December TAC meetings are scheduled for alternate dates. Meeting location to be determined.

January 24	July 25
February 28	August 22 (Proposed vacation)
March 28	September 26
April 25	October 24
May 23	November 21 (Alternate date – location TBD)
June 27	December 19 (Alternate date – location TBD)

TRANSPAC Backup Meetings

Held only as needed on the third Thursday of the month.

January 17	July 18
February 21	August 15 (Proposed vacation)
March 21	September 19
April 18	October 17
May 16	November 21
June 20	December 19

TAC Backup Meetings

Held only as needed on the first Thursday of the month.

January 3	July 4
February 7	August 1 (Proposed vacation)
March 7	September 5
April 4	October 3
May 2	November 7
June 6	December 5

The County Connection

Inter Office Memo

Agenda Item 7.a

TO: O&S Committee

DATE: October 12, 2012

FROM: Anne Muzzini
Director of Planning & Marketing

SUBJ: Fixed Route Reports

Fixed Route Operating Reports for September 2012

1. Monthly Boarding's Data

The following represent the numbers that are most important to staff in evaluating the performance of the fixed route system.

Title	FY 2013		Annual Goal
	Current Month	YTD Avg	
Total Passengers	277,831		
Average Weekday	13,151	11,245	
Pass/Rev Hour	17.0	15.0	Standard Goal > 17.0
Missed Trips	0.11%	0.10%	Standard Goal < 0.25%
Miles between Road Calls	19,306	31,462	Standard Goal > 18,000

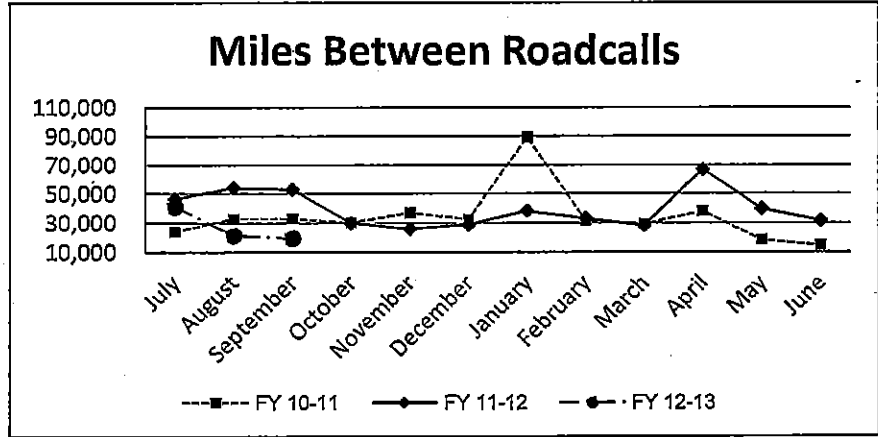
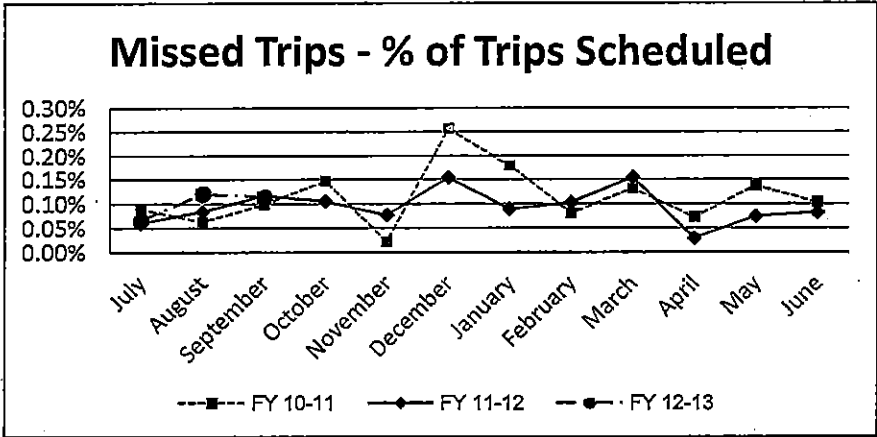
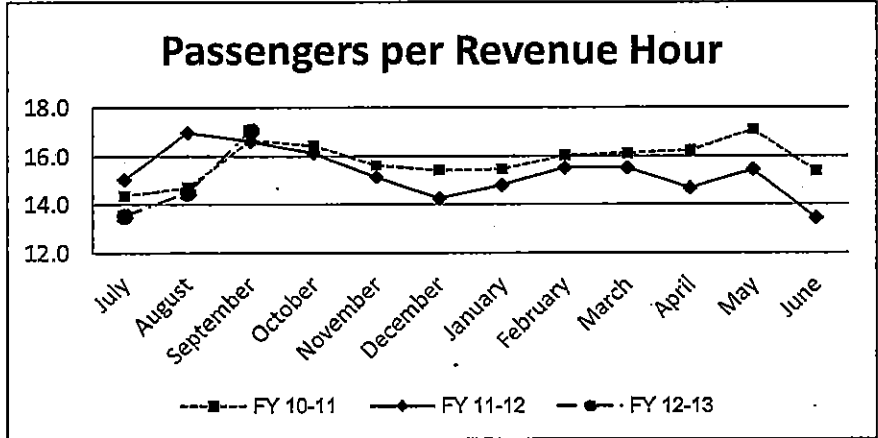
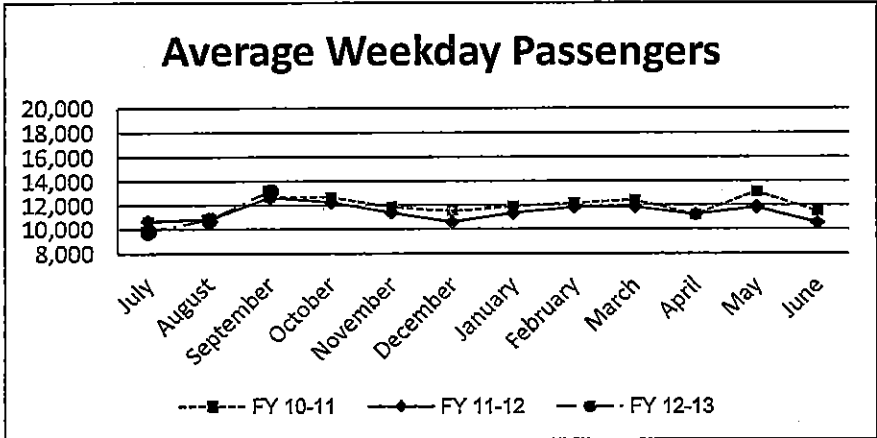
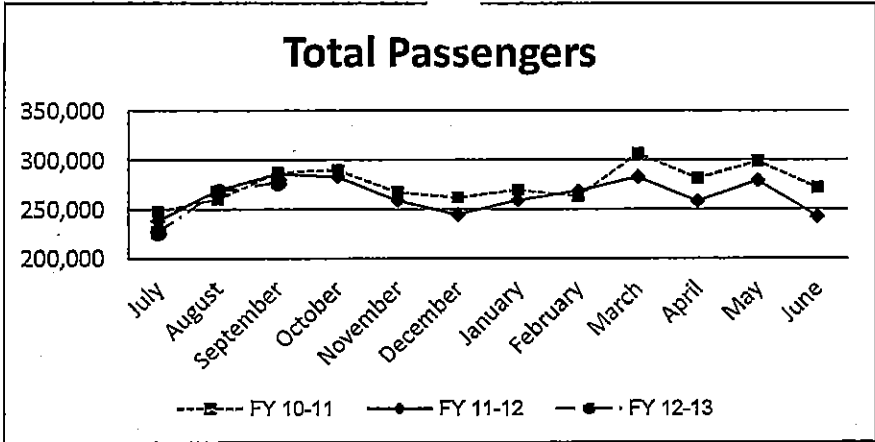
* Based on current standards from updated SRTP

Analysis

Average weekday ridership increased in September (13,151 passengers) compared to August (10,776 passengers). Average ridership this year was also higher compared to September of last year when ridership was 12,615 passengers. Productivity in September is higher at 17.0 passengers per hour from the August level of 14.5 passengers per hour.

The percentage of missed trips in September was slightly lower 0.11% compared to August when then percentage of missed trips was 0.12%. The YTD average is 0.10% missed trips.

In September there were 19,306 miles between which is lower than the prior month when we experienced 21,419 miles between roadcalls. The 12 month average is 31,462 miles between roadcalls.



TRANSPORTATION and MAINTANCE
Operation Data Summary

12-6

TRANSPORTATION	2011	2011.	2011	2012	2012	2012	2012	2012	2012	2012	2012	2012	2012	12 Month
	October	November	December	January	February	March	April	May	June	July	August	September	TOTALS	
Number of Buses	121	121	121	121	121	121	121	121	121	121	121	121	121	121
Totals Hub Miles	269,092	260,169	258,233	267,933	264,761	281,156	267,150	278,303	253,651	247,826	278,449	250,982	3,177,705	
Work Days	31	29	30	30	29	31	30	30	30	30	31	29	360	
Revenue Hours	17,566	17,081	17,178	17,455	17,293	18,220	17,602	18,067	17,046	16,832	18,496	16,305	209,141	
Operator Pay Hours	29,729	29,324	34,775	32,316	29,839	31,195	30,306	31,155	30,023	29,970	31,358	31,780	371,769	
Number of Operators	162	162	165	165	160	164	162	161	161	165	165	169	163	
Unscheduled Absences	197	303	354	461	402	420	412	307	365	337	369	308	4,235	
FT Protection	34	53	48	85	45	53	50	45	59	29	68	88	657	
Worker Comp.	109	115	98	123	144	109	113	87	96	112	94	40	1,240	
Sick leave	54	135	208	253	213	258	249	175	210	196	207	180	2,338	
Collision Accidents	5	6	6	3	4	4	2	10	6	5	6	2	59	
Passenger Accidents	17	12	7	9	11	13	11	10	12	8	12	11	133	
Total Chargeable Collisions	1	4	3	1	4	1	2	2	1	2	5	1	27	
Chargeable/100K Miles	0.37	1.53	1.16	0.37	1.51	0.35	0.74	0.71	0.39	0.80	1.79	0.39	0.84	
Number of Trips Scheduled	25,739	25,256	22,740	23,581	23,581	24,600	23,581	24,559	23,124	22,782	25,003	22,040	282,386	
Number of Trips Missed	25	18	35	21	24	38	7	18	19	15	30	25	275	
Of Trips Scheduled - % Missed	0.11%	0.08%	0.15%	0.09%	0.10%	0.15%	0.03%	0.07%	0.08%	0.07%	0.12%	0.11%	0.10%	
Of Trips Missed - Mechanical	14	13	7	7	13	20	3	7	15	10	14	16	139	
On Time Performance %	90%	95%	94%	94%	96%	90%	90%	88%	88%	90%	89%	86%	91%	
MAINTENANCE														
A/C Operative - Avg. %	100%	100%	100%	100%	100%	100%	100%	100%	100%	100%	100%	100%	100%	100%
Lifts Operative - Ave %	100%	100%	100%	100%	100%	100%	100%	100%	100%	100%	100%	100%	100%	100%
PM Complete on Schedule	100%	100%	100%	100%	100%	100%	100%	100%	100%	100%	100%	100%	100%	100%
Total Road Calls	9	14	15	9	13	15	6	8	12	6	16	14	137	
Road Calls for Mechanical	6	10	9	7	8	10	4	7	8	6	13	13	101	
Road Calls for Other	3	4	6	2	5	5	2	1	4	0	3	1	36	
Miles Between Mechanical Road Calls														
Bus Numbers														
100 - 199	11,714	10,034	7,925	9,375	11,781	11,930	11,249	12,214	9,647	12,445	8,999	9,238		
200 - 299	11,770	28,653	31,222	34,037	30,338	33,067	32,494	16,426	35,164	27,631	34,306	16,941		
300 - 399	18,219	20,226	13,142	22,031	11,844	6,224	40,903	39,175	35,450	34,557	20,859	9,144		
400 - 499	31,903	30,953	17,596	15,892	30,471	36,198	31,581	34,388	23,555	29,747	15,132	28,970		
500 - 519	49,376	23,634	15,928	50,808	26,619	52,607	52,074	27,108	48,677	44,991	27,014	45,353		
900 - 939	90,495	23,475	90,839	86,996	45,332	48,365	8,643	93,324	29,483	41,234	31,128	28,642		
2000 - 2099	13,855	8,910	5,846	10,873	12,736	13,282	11,936	12,134	12,708	15,987	7,876	5,519		
Fleet Avg.	29,899	26,017	28,693	38,276	33,095	28,116	66,788	39,758	31,706	41,304	21,419	19,306	31,462	
Maintenance Pay Hours	4,086	4,160	4,418	4,762	4,457	4,581	4,311	4,437	4,093	4,395	4,522	4,520	52,740	
No. Maint. Employees	22	26	27	27	27	26	26	25	27	26	27	27	26	
Maint. Emps/100K Miles	8	10	10	10	10	9	10	9	11	10	10	11	1	
Unscheduled Absences	1	3	1	2	1	7	1	2	4	3	0	3	2	

Note: Some statistics may not be available (n/a) at this time. These will be brought current in future reports.

MONTHLY BOARDINGS
Operations Data Summary

Fixed Route Boardings		Passengers by Revenue Hrs/Miles		Service Days		Fiscal YTD Comparison Passenger Boardings	
September 2012 - Fixed Route Boardings	277,831	Revenue Hours - September 12	16,305	Weekdays - September 12	19	Fiscal 2013 YTD	773,468
		September 11	17,221	September 11	21		
Bus Bridge		Revenue Miles - September 12	180,703	Saturdays - September 12	5	Fiscal 2012 YTD	793,856
Special Event		September 11	192,018	September 11	4		
				Sundays - September 12	5		
				September 11	4		
September 2012 Total Boardings	277,831	Passengers per Mile	1.5	Total Days - 2012	29	YTD Trend	(2.6%)
September 2011 Total Boardings	286,117	Passengers per Hour	17.04	2011	29	Monthly Trend	(2.9%)

September 2012 Fixed Route Passenger Total						September 2012	September 2012
Route	Destination Information	Weekday	Saturday	Sunday	Total	Weekday Average	Passengers per Revenue Hour
1	Rossmoor / Shadelands	6,758			6,758	356	13.8
2	Rudgear / Walnut Creek	1,449			1,449	76	8.6
4	Walnut Creek Downtown Shuttle	18,062	3,278	2,865	24,205	951	28.1
4H **	Walnut Creek Extended Holiday Service				0	0	#DIV/0!
5	Creekside / Walnut Creek	1,590			1,590	84	8.4
6	Lafayette / Moraga / Orinda	10,253	894	577	11,724	540	17.5
7	Shadelands / Pleasant Hill / Walnut Creek	4,545			4,545	239	7.4
9	DVC / Walnut Creek	12,192			12,192	642	15.5
10	Concord / Clayton Rd	21,864			21,864	1,151	24.0
11	Treat Blvd / Oak Grove	6,696			6,696	352	19.0
14	Monument Blvd	12,725			12,725	670	17.1
15	Treat Boulevard	10,294			10,294	542	17.8
16	Alhambra Ave / Monument Blvd	13,685			13,685	720	14.3
17	Olivera/Solano / Salvio / North Concord	4,546			4,546	239	12.9
18	Amtrak / Merello / Pleasant Hill	9,590			9,590	505	16.2
19	Amtrak / Pacheco Blvd / Concord	2,934			2,934	154	11.2
20	DVC / Concord	25,807			25,807	1,358	29.2
21	Walnut Creek / San Ramon Transit Center	12,123			12,123	638	13.1
25	Lafayette / Walnut Creek	1,353			1,353	71	6.2
28	North Concord / Martinez	6,315			6,315	332	11.0
35	Dougherty Valley	7,795			7,795	410	12.6
36	San Ramon / Dublin	4,877			4,877	257	9.6
91X	Concord Commuter Express	1,624			1,624	85	27.7
92X	Ace Shuttle Express	3,401			3,401	179	21.6
93X	Kirker Pass Express	4,322			4,322	227	18.7
95X	San Ramon / Danville Express	3,284			3,284	173	17.2
96X	Bishop Ranch Express	10,038			10,038	528	16.9
97X	Bishop Ranch Express	1,587			1,587	84	8.5
98X	Martinez Express	7,214			7,214	380	14.3
250 *	Gael Rail Service	94	164	117	375	12	3.7
260 *	Cal State East Bay / Concord Bart	15			15	8	2.0
301	Rossmoor / John Muir Medical Center		382	315	697	0	7.5
310	Concord Bart / Clayton Rd / Kirker Pass		1,996	1,488	3,483	0	25.9
311	Concord / Oak Grove / Treat Blvd / WC		1,205	1,019	2,224	0	14.7
314	Clayton Rd / Monument Blvd / PH		3,400	2,383	5,783	0	21.2
315	Concord / Willow Pass / Landana		325	191	517	0	7.7
316	Alhambra / Merello / Pleasant Hill		1,763	1,260	3,023	0	15.1
320	DVC / Concord		1,160	741	1,900	0	15.2
321	San Ramon / Walnut Creek		1,450	991	2,440	0	12.3
Owl	Bart Night Owl Service				0	0	#DIV/0!
600's	Select Service	22,835			22,835	1,202	29.3
TOTALS		249,867	16,016	11,947	277,831	13,151	17.0

*Data from Link ** Seasonal Route

Operations Data Summary

SEPTEMBER 2012 PRODUCTIVITY

(sorted by Pass / Rev Hr - descending order)

Route	Destination Information	Total	Wkday Avg	Passenger / Rev Hr
600's	Select Service	22,835	1,202	29.3
20	DVC / Concord	25,807	1,358	29.2
4	Walnut Creek Downtown Shuttle	24,205	951	28.1
91X	Concord Commuter Express	1,624	85	27.7
310	Concord Bart / Clayton Rd / Kirker Pass	3,483		25.9
10	Concord / Clayton Rd	21,864	1,151	24.0
92X	Ace Shuttle Express	3,401	179	21.6
314	Clayton Rd / Monument Blvd / Pleasant Hill	5,783		21.2
11	Treat Blvd / Oak Grove	6,696	352	19.0
93X	Kirker Pass Express	4,322	227	18.7
15	Treat Boulevard	10,294	542	17.8
6	Lafayette / Moraga / Orinda / Orinda Village	11,724	540	17.5
95X	San Ramon / Danville Express	3,284	173	17.2
14	Monument Blvd	12,725	670	17.1
96X	Bishop Ranch Express	10,038	528	16.9
18	Amtrak / Merello / Pleasant Hill	9,590	505	16.2
9	DVC / Walnut Creek	12,192	642	15.5
320	DVC / Concord	1,900		15.2
316	Alhambra / Merello / Pleasant Hill	3,023		15.1
311	Concord / Oak Grove / Treat Blvd / Walnut Creek	2,224		14.7
98X	Martinez Express	7,214	380	14.3
16	Alhambra Ave / Monument Blvd	13,685	720	14.3
1	Rossmoor / Shadelands	6,758	356	13.8
21	Walnut Creek / San Ramon Transit Center	12,123	638	13.1
17	Olivera/Solano / Salvio / North Concord	4,546	239	12.9
35	Dougherty Valley	7,795	410	12.6
321	San Ramon / Walnut Creek	2,440		12.3
19	Amtrak / Pacheco Blvd / Concord	2,934	154	11.2
28	North Concord / Martinez	6,315	332	11.0
36	San Ramon / Dublin	4,877	257	9.6
2	Rudgear / Walnut Creek	1,449	76	8.6
97X	Bishop Ranch Express	1,587	84	8.5
5	Creekside / Walnut Creek	1,590	84	8.4
315	Concord / Willow Pass / Landana	517		7.7
301	Rossmoor / John Muir Medical Center	697		7.5
7	Shadelands / Pleasant Hill / Walnut Creek	4,545	239	7.4
25	Lafayette / Walnut Creek	1,353	71	6.2
250 *	Gael Rail Service	375	12	3.7
260 *	Cal State East Bay / Concord Bart	15	8	2.0

NOTE: * Data comes from Link Operators

** These are seasonal routes

Operations Summary

AVERAGE WEEKDAY BOARDINGS TREND

Route	Destination Information	Sep-11	Oct-11	Nov-11	Dec-11	Jan-12	Feb-12	Mar-12	Apr-12	May-12	Jun-12	Jul-12	Aug-12	Sep-12
1	Rossmoor / Shadelands	368	361	355	330	354	359	381	376	365	349	357	336	356
2	Rudgear / Walnut Creek	64	70	60	50	56	65	60	59	60	50	50	58	76
4	Walnut Creek Downtown Shuttle	960	905	904	919	869	895	919	851	851	848	836	880	951
4H **	Walnut Creek Extended Holiday Shuttle			4	32									
5	Creekside / Walnut Creek	70	73	63	69	46	67	63	48	51	53	65	64	84
6	Lafayette / Moraga / Orinda	513	498	467	364	455	462	466	415	416	319	284	318	540
7	Shadelands / Pleasant Hill / Walnut Creek	217	210	205	193	231	218	232	230	251	234	231	234	239
9	DVC / Walnut Creek	602	602	563	490	519	554	554	522	550	531	558	563	642
10	Concord / Clayton Rd	1,079	1,046	978	973	928	985	984	955	1,016	927	894	979	1,151
11	Treat Blvd / Oak Grove	330	307	309	284	297	316	317	291	303	265	271	284	352
14	Monument Blvd	639	635	595	567	596	598	599	600	619	591	581	609	670
15	Treat Boulevard	519	502	471	433	466	473	471	449	492	456	404	427	542
16	Alhambra Ave / Monument Blvd	745	711	645	634	661	684	689	685	728	691	660	652	720
17	Olivera/Solano / Salvio / North Concord	247	228	203	199	197	207	210	205	234	208	215	203	239
18	Amtrak / Merello / Pleasant Hill	490	469	430	376	399	447	437	411	454	408	387	438	505
19	Amtrak / Pacheco Blvd / Concord	153	147	131	119	136	137	120	133	137	145	141	150	154
20	DVC / Concord	1,242	1,205	1,154	1,040	952	1,204	1,165	1,078	1,096	955	972	1,117	1,358
21	Walnut Creek / San Ramon Transit Center	633	626	588	556	625	588	594	572	613	576	584	570	638
25	Lafayette / Walnut Creek	54	56	56	52	57	50	58	58	65	61	64	60	71
28	North Concord / Martinez	323	287	298	274	296	312	297	199	250	244	265	291	332
35	Dougherty Valley	377	350	334	322	353	363	362	302	362	317	312	334	410
36	San Ramon / Dublin	261	274	228	224	237	251	239	234	245	213	224	230	257
91X	Concord Commuter Express	40	34	33	34	30	39	27	34	41	30	36	55	85
92X	Ace Shuttle Express	189	177	186	150	183	160	158	149	142	138	149	158	179
93X	Kirker Pass Express	198	207	198	178	203	203	210	210	222	221	206	214	227
95X	San Ramon / Danville Express	177	176	163	163	169	182	179	182	190	174	163	164	173
96X	Bishop Ranch Express	477	483	451	436	498	495	529	481	480	465	457	464	528
97X	Bishop Ranch Express	107	98	82	83	85	87	95	99	93	81	76	103	84
98X	Martinez Express	338	340	320	316	327	360	336	338	347	322	324	351	380
250 *	St Mary's College Gael Rail Shuttle	15	14	16	9	12	14	16	12	10			7	12
260 *	Cal State East Bay / Concord Bart		5	4	2	7	4	2	6	9	4			8
Owl	Bart Night Owl Service													
600's	Select Service	1,194	1,161	910	684	1,075	1,049	1,108	1,036	1,129	622	43	469	1,202
TOTALS		12,615	12,246	11,394	10,549	11,311	11,817	11,867	11,210	11,812	10,494	9,809	10,776	13,151

NOTE: *Data comes from Link Operators ** These are seasonal routes

Operations Data Summary

AVERAGE WEEKEND BOARDINGS TREND

12-10

Route	Destination Information	Sep-11	Oct-11	Nov-11	Dec-11	Jan-12	Feb-12	Mar-12	Apr-12	May-12	Jun-12	Jul-12	Aug-12	Sep-12
SATURDAY		4 Days	5 Days	4 Days	5 Days	4 Days	4 Days	5 Days	5 Days	4 Days	5 Days	5 Days	4 Days	5 Days
4	Walnut Creek Downtown Shuttle	582	536	541	501	556	620	538	577	343	465	397	524	656
4H **	Walnut Creek Extended Holiday Shuttle			16	69									
6	Lafayette / Moraga / Orinda	168	149	124	115	148	122	116	97	98	76	59	85	179
250 *	St Mary's College Gael Rail Shuttle	61	42	30	21	33	30	35	28	18			4	33
301	Rossmoor / John Muir Medical Center	79	95	72	74	80	80	67	57	55	78	51	66	76
310	Concord Bart / Clayton Rd / Kirker Pass	421	435	407	389	395	418	362	299	330	403	319	416	399
311	Concord / Oak Grove / Treat Blvd / WC	208	217	200	216	230	258	206	188	190	217	166	213	241
314	Clayton Rd / Monument Blvd / PH	644	659	611	636	561	648	573	521	508	721	427	642	680
315	Concord / Willow Pass / Landana	65	66	82	77	63	77	68	46	62	66	47	64	65
316	Alhambra / Merello / Pleasant Hill	334	307	300	290	259	329	316	259	281	290	272	353	353
320	DVC / Concord	239	216	193	224	209	233	196	192	170	259	181	247	232
321	San Ramon / Walnut Creek	263	282	223	228	231	249	217	192	197	239	209	290	290
TOTALS		3,062	3,004	2,798	2,839	2,764	3,064	2,694	2,457	2,251	2,814	2,131	2,903	3,203

Route	Destination Information	Sep-11	Oct-11	Nov-11	Dec-11	Jan-12	Feb-12	Mar-12	Apr-12	May-12	Jun-12	Jul-12	Aug-12	Sep-12
SUNDAY		4 Days	5 Days	4 Days	4 Days	5 Days	4 Days	4 Days	4 Days	4 Days	4 Days	4 Days	4 Days	5 Days
4	Walnut Creek Downtown Shuttle	459	423	414	431	401	425	488	640	313	359	447	406	573
6	Lafayette / Moraga / Orinda	122	143	127	82	91	95	90	99	98	55	72	87	115
250 *	St Mary's College Gael Rail Shuttle	29	22	20	14	21	25	26	21	12			3	23
301	Rossmoor / John Muir Medical Center	67	68	38	43	55	50	47	60	55	63	59	66	63
310	Concord Bart / Clayton Rd / Kirker Pass	329	324	298	309	287	312	311	351	327	340	469	316	298
311	Concord / Oak Grove / Treat Blvd / WC	188	179	156	167	149	167	193	216	165	165	232	176	204
314	Clayton Rd / Monument Blvd / PH	447	469	437	531	412	410	423	558	435	480	682	443	477
315	Concord / Willow Pass / Landana	46	48	53	58	31	57	44	49	45	40	54	35	38
316	Alhambra / Merello / Pleasant Hill	245	222	188	240	208	229	200	259	199	188	296	241	252
320	DVC / Concord	135	147	136	137	138	149	125	175	152	137	213	161	148
321	San Ramon / Walnut Creek	170	188	179	173	162	160	167	198	199	194	239	191	198
TOTALS		2,237	2,235	2,045	2,183	1,956	2,078	2,115	2,627	2,000	2,021	2,763	2,124	2,389

NOTE: * Data comes from Link Operators ** These are seasonal routes

Route Description Summary

12-11

Route #	Description
1	Rossmoor Shopping Center, Tice Valley Blvd, Boulevard Wy, Oakland Blvd, Trinity Ave, BART Walnut Creek, Ygnacio Valley, Montego, John Muir Medical Center, N Wiget Ln, Shadelands Office Park
2	Rudgear Rd, Stewart Ave, Trotter Wy, Dapplegray Rd, Palmer Rd, Mountain View Blvd, San Miguel Dr, N & S California Blvd, BART Walnut Creek
4	BART Walnut Creek, N California Blvd, Locust St, Mt Diablo Blvd, Broadway Plaza, S Main St, Pringle Ave
4H	Walnut Creek Extended Holiday Service (November 27 thru December 31)
5	BART Walnut Creek, Riviera Ave, Parkside Dr, N Civic Dr, N Broadway, Lincoln Ave, Mt Pisgah St, S Main St, Creekside Dr
6	BART Orinda, Orinda Village, Orinda Wy, Moraga Wy, Moraga Rd, St Marys Rd, St Mary's College, Mt Diablo Blvd, BART Lafayette
7	BART Pleasant Hill, Treat Blvd, Bancroft Rd, Ygnacio Valley Rd, Shadelands Office Park, Marchbanks, BART Walnut Creek, Riviera Ave, Buena Vista, Geary Rd
9	DVC, Contra Costa Blvd, Ellinwood Wy, JFK University, Gregory Ln, Cleaveland Rd, Boyd Rd, W Hookston Rd, Patterson Blvd, Oak Park Blvd, Coggins Dr, BART Pleasant Hill, N Main St, N California Blvd, BART Walnut Creek
10	BART Concord, Clayton Rd, Center St, Marsh Creek Rd
11	BART Concord, Port Chicago Highway, Salvio St, Mira Vista Terrace, Fry Wy, Clayton Rd, Market St, Meadow Ln, Oak Grove Rd, Treat Blvd, BART Pleasant Hill
14	BART Concord, Oak St, Laguna St, Detroit Ave, Monument Blvd, Mohr Ln, David Ave, Bancroft Rd, Treat Blvd, BART Pleasant Hill
15	BART Concord, Port Chicago Highway, Salvio St, Parkside Dr, Willow Pass Rd, Landana Dr, West St, Clayton Rd, Treat Blvd, BART Pleasant Hill, Oak Rd, N Civic Dr, Ygnacio Valley Rd, BART Walnut Creek
16	BART Concord, Oak St, Galindo St, Monument Blvd, Crescent Plaza, Cleaveland Rd, Gregory Ln, Pleasant Hill Rd, Alhambra Ave, Berrellesa St, Escobar St, Court St, Martinez Amtrak
17	BART Concord, Grant St, East St, Solano Wy, Olivera Rd, Port Chicago Highway, BART North Concord
18	BART Pleasant Hill, Oak Rd, Buskirk Ave, Crescent Plaza, Gregory Ln, Pleasant Hill Rd, Taylor Blvd, Morello Ave, Viking Dr, Contra Costa Blvd, DVC, Old Quarry Rd, Pacheco Blvd, Muir Rd, Arnold Dr, Morello, Pacheco Blvd, Martinez Amtrak
19	BART Concord, Galindo St, Concord Ave, Bisso Ln, Stanwell Dr, John Glenn Dr, Galaxy Wy, Diamond Blvd, Contra Costa Blvd, Pacheco Blvd, Martinez Amtrak
20	BART Concord, Grant St, Concord Blvd, Clayton Rd, Gateway Blvd, Willow Pass Rd, Sun Valley Blvd, Golf Club Rd, DVC
21	BART Walnut Creek, N & S California Blvd, Newell Ave, S Main St, Danville Blvd, Railroad Ave, San Ramon Valley Blvd, Danville Park & Ride, Camino Ramon, Fostoria Wy, San Ramon Transit Center
25	BART Lafayette, Mt Diablo Blvd, Highway 24, Highway 680, BART Walnut Creek
28	BART North Concord, Port Chicago Highway, Bates Ave, Commercial Cir, Pike Ln, Arnold Industrial Wy, Marsh Dr, Contra Costa Blvd, Chilpancingo Pkwy, Old Quarry Rd, DVC, Highway 680, Highway 4, Center Ave, VA Clinic, Howe Rd, Pacheco Blvd, Martinez Amtrak
35	BART Dublin, Dublin Blvd, Dougherty Rd, Bollinger Canyon Rd, B Branch Pkwy, Windemere Pkwy, Sunset Dr, Bishop Dr, Executive Pkwy, San Ramon Transit Center
36	BART Dublin, Dublin Blvd, Village Pkwy, Alcosta Blvd, Fircrest Ln, San Ramon Valley Blvd, Tareyton Ave, Bollinger Canyon Rd, Crow Canyon Rd, Executive Pkwy, San Ramon Transit Center
91X	BART Concord, Galindo St, Concord Ave, John Glenn Dr, Galaxy Wy, Chevron, Diamond Blvd, Willow Pass Rd, Gateway Blvd, Clayton Rd, Oak St
92X	Shadelands Office Park, Ygnacio Valley Rd, Highway 680, Danville Park & Ride, Crow Canyon Rd, Bishop Ranch 15, San Ramon Transit Center, Camino Ramon, ATT, Sunset Dr, Chevron, Ace Train Station Pleasanton
93X	BART Walnut Creek, Ygnacio Valley Rd, Shadelands Office Park, Oak Grove Rd, Kirker Pass Rode, Railroad Ave, Buchanan Rd, Somersville Rd, Fairview Dr, Delta Fair Blvd, Highway 4, Hillcrest Park & Ride
95X	BART Walnut Creek, Highway 680, Crow Canyon Pl, Fostoria Wy, Camino Ramon, San Ramon Transit Center
96X	BART Walnut Creek, Highway 680, Chevron, Bishop Ranch 1, Bishop Ranch 3, Bishop Ranch 6, San Ramon Transit Center, Bishop Ranch 15, Annabel Ln, Bishop Ranch 8, Bishop Dr, Sunset Dr
97X	BART Dublin, Highway 680, Highway 580, Chevron, Bishop Ranch 1, Bishop Ranch 3, Bishop Ranch 6, San Ramon Transit Center, Bishop Ranch 15, Annabel Ln, Bishop Ranch 8, Bishop Dr, Sunset Dr
98X	BART Walnut Creek, N Main St, Highway 680, Sun Valley Blvd, Contra Costa Blvd, Concord Ave, Diamond Blvd, Highway 680, Highway 4, Alhambra Ave, Berrellesa St, Escobar St, Court St, Martinez Amtrak
250	St Mary's College, St Marys Rd, Moraga Rd, Mt Diablo Blvd, BART Lafayette
260	Cal State, East Bay, Concord Bart

Route Description Summary

Route #	Description
301	Rossmoor Shopping Center, Tice Valley Blvd, Boulevard Wy, Oakland Blvd, Trinity Ave, BART Walnut Creek, Ygnacio Valley, Montego, John Muir Medical Center
310	Concord Bart, Clayton Rd, Kirker Pass
311	BART Concord, Port Chicago Highway, Salvio St, Mira Vista Terrace, Fry Wy, Clayton Rd, Market St, Meadow Ln, Oak Grove Rd, Treat Blvd, BART Pleasant Hill
314	Ayers Rd, Concord Blvd, Kirker Pass Rd, Clayton Rd, BART Concord, Oak St, Laguna St, Detroit Ave, Monument Blvd, Mohr Ln, David Ave, Crescent Plaza, Cleaveland Rd, Gregory Ln, Contra Costa Blvd, DVC
315	BART Concord, Port Chicago Highway, Salvio St, Parkside Dr, Willow Pass Rd, Landana Dr, West St, Clayton Rd
316	BART Pleasant Hill, Oak Rd, Buskirk Ave, Crescent Plaza, Gregory Ln, Contra Costa Blvd, Golf Club Rd, DVC, Old Quarry Rd, Pacheco Blvd, Muir Rd, Arnold Dr, Pacheco Blvd, Morrelo Ave, Martinez Amtrak, Berrellesa St, Alhambra Ave
320	BART Concord, Grant St, Concord Blvd, Clayton Rd, Gateway Blvd, Willow Pass Rd, Diamond Blvd, Concord Ave, Chilpancingo Pkwy, Old Quarry Rd, DVC
321	BART Walnut Creek, N & S California Blvd, Newell Ave, S Main St, Danville Blvd, Railroad Ave, San Ramon Valley Blvd, Camino Ramon, Fostoria Wy, San Ramon Transit Center- Shops at BR
601	N Civic Dr, Parkside Dr, Riveria Ave, BART Walnut Creek, Trinity Ave, Oakland Blvd, Boulevard Wy, Tice Valley Blvd, Meadow Rd, Castle Hill Rd, Danville Blvd, Hillgrade Ave, Crest Ave, Rossmoor Shopping Center
602	Walnut Blvd, Oro Valley Cir, Mountain View Blvd, Rudgear Rd, Stewart Ave, Trotter Wy, Dapplegray Rd, Palmer Rd, Mountain View Blvd, San Miguel Dr, N & S California Blvd, BART Walnut Creek
603	Camino Pablo, Moraga Rd, St Marys Rd, St Mary's College, Mt Diablo Blvd, BART Lafayette
605	N Civic Dr, N Broadway, Lincoln Ave, Mt Pisgah St, Newell Ave, Lilac Dr, S Main St, Creekside Dr
606	BART Orinda, Orinda Wy, Miner Rd, Honey Hill Rd, Via Las Cruces, Saint Stephens Dr, Orinda Woods Dr, Moraga Wy, Ivy Dr, Moraga Rd, St Marys Rd, St Mary's College, Mt Diablo Blvd, BART Lafayette
608	VA Clinic, Center Ave, Pacheco Blvd, Contra Costa Blvd, Chilpancingo Pkwy, Old Quarry Rd, DVC
609	BART Walnut Creek, Ygnacio Valley Rd, Marchbanks Dr, Walnut Ave
610	BART Concord, Clayton Rd, Ayers Rd, Concord Blvd, Kirkwood Dr, Oakhurst Dr, Center St, Marsh Creek Rd, Mountaire Pkwy, Mountaire Cir
611	BART Concord, Port Chicago Highway, Salvio St, Mira Vista Terrace, Fry Wy, Clayton Rd, Market St, Meadow Ln, Oak Grove Rd, Treat Blvd, Bancroft Rd, Minert Rd
612	BART Concord, Clayton Rd, Ayers Rd, Concord Blvd, Kirker Pass Rd, Washington Blvd, Pennsylvania Blvd, Pine Hollow Rd, El Camino Dr, Michigan Blvd
613	Minert Rd, Oak Grove Rd, Monument Blvd, Detroit Ave, Laguna St, Oak St, BART Concord
614	BART Concord, Clayton Rd, Michigan Blvd, Pennsylvania Blvd, Pine Hollow Rd, El Camino Dr
615	Concord Blvd, Landana Dr, Willow Pass Rd, Parkside Dr, Salvio St, East St, Clayton Rd, Oakland Ave, Mount Diablo St, BART Concord
616	Treat Blvd, Bancroft Rd, Minert Rd, Oak Grove Rd, Monument Blvd, San Miguel Rd, Galindo St, Oak St, BART Concord
619	Minert Rd, Oak Grove Rd, Monument Blvd, Mohr Ln, David Ave, Bancroft Rd, Treat Blvd, BART Pleasant Hill
622	Pine Valley Rd, Broadmoor Dr, Montevideo Dr, Alcosta Blvd, Crow Canyon Rd, Tassajara Ranch Rd, Camino Tassajara
623	Danville Blvd, Stone Valley Rd, Green Valley Rd, Diablo Rd, Hartz Ave, San Ramon Valley Blvd, Sycamore Valley Rd, Camino Tassajara, Tassajara Ranch Rd, Crow Canyon Rd, Anabel Ln
625	Rossmoor Shopping Center, Tice Valley Blvd, Olympic Blvd, Pleasant Hill Rd, Acalanes Ave, Stanley Blvd, Mt Diablo Blvd, BART Lafayette, Happy Valley Rd, Upper Happy Valley Rd, El Nido Ranch Rd, Hidden Valley Rd, Acalanes Rd
626	St Mary's College, St Marys Rd, Rohrer Dr, Moraga Rd, Mt Diablo Blvd, BART Lafayette, Happy Valley Rd, Upper Happy Valley Rd, El Nido Ranch Rd, Hidden Valley Rd, Acalanes Rd
627	BART North Concord, Port Chicago Highway, Bates Ave, Mason Cir
631	Minert Rd, Weaver Ln, Oak Grove, Monument Blvd, Fry Way, Clayton Rd, Detroit Ave, Walters Way, BART Concord
632	Minert Rd, San Miguel Dr, Galloway Rd, Monument Blvd, Meadow Ln, Mohr Ln, Del Rio Cr, BART Pleasant Hill
635	Bollinger Canyon Rd, Dougherty Rd, Crow Canyon Rd, Tassajara Ranch Rd, Camino Tassajara, Lusitano St, Charbray St
636	San Ramon Transit Center, Executive Pkwy, Crow Canyon Rd, Bollinger Canyon Rd, San Ramon Valley Blvd, Broadmoor Dr, Alcosta Blvd, Fircrest Ln, Village Pkwy, Dublin Blvd, BART Dublin
Owl	Bart Night Owl Service

CCCTA LINK
MONTHLY OPERATING SUMMARY
SEPTEMBER FY12/13

SUMMARY	SEPTEMBER FY 11/12	SEPTEMBER FY 12/13	YTD FY 11/12	YTD FY 12/13
1 TOTAL CLIENTS	13,080	11,762	38,543	35,850
2 TOTAL ATTENDANTS	969	907	2,978	2,613
3 TOTAL COMPANIONS	92	65	261	222
4 TOTAL PASSENGERS	14,141	12,734	41,782	38,685
5 TOTAL SERVICE DAYS	29	29	90	90
6 VEHICLE REVENUE HOURS	6,780	7,856	20,117	21,379
7 VEHICLE SERVICE HOURS	8,228	6,375	24,500	22,979
8 VEHICLE NON REV HOURS	1,448	1,481	4,383	4,562
9 VEHICLE SERVICE MILES	135,306	116,002	389,952	359,433
10 VEHICLE REVENUE MILES	113,441	95,101	323,265	293,573
11 VEHICLE NON REV MILES	21,865	20,901	66,687	65,860
12 PASS. PER REVENUE HOUR	2.09	1.62	2.08	1.81
13 CLIENT PER REVENUE HOUR	1.93	1.50	1.92	1.68
14 PASS. PER SERVICE HOUR	1.72	2.00	1.71	1.68
15 PASS. PER SERVICE MILE	0.10	0.11	0.11	0.11
16 PASS. PER REVENUE MILE	0.12	0.13	0.13	0.13
17 TOTAL TRANSFER TRIPS	913	915	2,948	2,833
18 SAME DAY TRIPS	266	113	773	461
19 SUBSCRIPTION TRIPS	8,277	6,278	24,935	20,025
20 DEMAND	4,705	5,496	13,359	15,948
21 FAREBOX REVENUE	\$14,362.00	\$12,524.96	\$43,119.00	\$38,811.27
22 PREPAID CLIENTS	\$11,102.00	\$9,787.50	\$36,809.00	\$31,967.50
23 COLLECTED BILLING	\$15,532.00	\$59,976.00	\$83,568.00	\$106,982.00
24 TOTAL REVENUE COLLECTED	\$40,996.00	\$82,288.46	\$163,496.00	\$177,760.77
25 CHARGEABLE ACCIDENTS	1	0	2	0
26 SERVICE COMPLAINTS	1	0	3	0
27 SERVICE COMMENDATIONS	2	0	3	0
28 SERVICE DENIALS	0	0	0	0
29 ROAD CALLS	4	1	8	4
30 DRIVER TURNOVER	1	0	5	5
31 SCHEDULE ADHERENCE	92%	67%	96%	78%
32 WHEELCHAIR BOARDING'S	3,406	2,376	10,208	9,218
33 W/C LIFT AVAILABILITY	100%	100%	100%	100%
34 REGISTERED CLIENTS	9,374	6,399	N/A	NA
35 UNDUPLICATED CLIENTS	1,065	1,270	N/A	NA
36 NO-SHOWS	77	56	198	143
37 CANCELS	1,826	1,392	6,080	6,647
38 AVG. TRIP LENGTH (MILES)	9.6	9.1	9.3	9.3
39 AVG. SM BUSES IN SERVICE	8	8	8	8
40 AVG. BUSES IN SERVICE	55	55	55	55
41 TOTAL FUEL/GALLONS	18,537	16,651	56,047	53,072
42 FLEET M.P.G.	7.3	7.0	7.0	6.8